



LEADER GUIDE



TABLE OF CONTENTS

Daily At Home Schedule	4
VBS Tips	5
Day 1	6-10
Day 2	11-15
Day 3	16-20
Day 4	22-27
Day 5	28-32
Sharing the Gospel with Kids	33
The ABC's	34
How to Share Your Story	35
VBS At Home COVID-19 Safety Tips	35
Game Tips	36

STEVE TUCK

Pastor of Family and Children
stevet@eastcooperbaptist.com

CRYSTAL CANTRELL

Family and Children's Ministry Associate
crystalc@eastcooperbaptist.com

ENGLISH PRESTON

Children's Ministry Director
englishp@eastcooperbaptist.com

NICK DEGROOT

Family and Children's Ministry Assistant
childrensministry@eastcooperbaptist.com

SHARON BASHA

Nursery and Preschool Director
sharonb@eastcooperbaptist.com





Parents and Friends,

Well, VBS sure looks different this year, doesn't it? We are thankful for your dedication to intentionally disciple your children through VBS at Home with East Cooper. As Deuteronomy 6:5-8 states, You shall love the LORD your God with all your heart and with all your soul and with all your might. And these words that I command you today shall be on your heart. You shall teach them diligently to your children, and shall talk of them when you sit in your house, and when you walk by the way, and when you lie down, and when you rise. You shall bind them as a sign on your hand, and they shall be as frontlets between your eyes. You shall write them on the doorposts of your house and on your gates. You are being diligent, and our hearts are soaring for what WE KNOW God will do in your family this summer!

We are praying the Holy Spirit will fill your homes and neighborhoods with the truth of the Gospel, and that children will learn beautiful new truths about Jesus. God has gone before us, and what a glorious theme for VBS this summer: Jesus' power will pull us through!

Please reach out to us if you have questions or need a lifeline. We are here for you! We can't wait to minister to you daily through our online video teachings. May God richly bless you in the coming days, friends. He wants to do a mighty work in your children's hearts, and in your hearts as well.

Pastor Steve, Ms. English and the Children's Ministry Team

Jesus' power pulls us through.

"Jesus said, 'My grace is sufficient for you, for my power is made perfect in weakness.' Therefore I will boast all the more gladly of my weaknesses, so that the power of Christ may rest upon me."

-2 Corinthians 12:9

DAILY AT HOME SCHEDULE

[Suggested Schedule for 2 hour VBS]

6 Easy Daily Steps!

35 mins	Rocky Railway Worship Rally (Daily Video Online)
15 mins	Bible Story Review with Discussion Questions & Little Kids Bible Pack (Preschool) or Jesus Bible Book (Children)
15 mins	Craft (Preschool) or STEM Gizmo (Children)
25 mins	Loco Motion Games (Outdoor Recreation)
10 mins	Chew Chew Snacks
20 mins	Rocky Roundup (Daily Video Online)

Make it your own! This is a suggested timeline! Maybe you need to break it up. Maybe you need to have an hour before lunch and an hour after lunch. We encourage you to make it work best for your family.

SMOOTH TIPS FOR MAKING YOUR VBS LESS ROCKY AND MORE FUN!

Read these tested tips before you map out your VBS at home:

- Find a helper! Consider delegating responsibilities to other older youth or adult helpers. Not only does this spread out the workload but gives someone else an opportunity to use their gifting to serve.
- Prayerfully read each day's Bible story passage and go over each day's Bible point.
- Look over craft/STEM beforehand. Gather "need from home" supplies.
- Listen to music leading up to your VBS! CD provided.
- Think through Loco Motion Games and procure materials.
- Pre-make your Chew Chew Snack.
- Ensure a good internet connection to show the Rocky Railway Worship Rally and the Rocky Roundup from ECBC's website.
- Display posters each day - We have provided the Daily Bible Story Poster and Buddy Poster with Daily Bible Point. We suggest displaying the Rocky Railway logo poster and the Theme Verse Poster (2 Corinthians 12:9) all week.
- Refer to the [VBS At Home COVID-19 Safety tips](#) at the end of this guide.
- Blow your train whistle (provided) to transition to the next activity!
- Download the Rocky Railway App for a daily game! Available on iTunes and Google Play.

Pay special attention to Day 4's content and please preview the Rocky Round Up KidVid Testimony in advance. It is a weighty subject that all children should be able to discuss, but may have questions about. Also, this is the day that you should share the Gospel clearly. We have included the ABC's of Sharing the Gospel as well as How to Share Your Own Story at the end of this guide.



DAY 1

Jesus' power helps us do hard things.

BEFORE YOU LEAVE THE STATION: Leader Devotional

BIBLE STORY:

Ananias helps Saul. (Acts 9:1-19)

BIBLE VERSE:

"For I can do everything through Christ, who gives me strength."
(Philippians 4:13)

CONSIDER THIS...

- The Bible makes it evident that God often asks his followers to do hard things. Noah built an ark. Abraham prepared to sacrifice his son. Mary bore the Son of God. Ananias had the terrifying job of reaching out to Saul.
- To understand the difficulty of Ananias' job, it's important to realize just how much Saul hated the early church. He approved the stoning of Stephen, arrested Christians in Jerusalem, and set his sights on imprisoning Christians living in Damascus. Christians ran away from Saul—not toward him!
- Ananias' name means "protected by the Lord." It's likely that his parents didn't know the importance of such protection during this important, history-altering mission.
- In Acts 9:15, God doesn't ease Ananias' misgivings with words of comfort or empowerment. He simply shares his life-changing plan for Saul and urges Ananias to go.
- Because of his selection and obedience, Ananias got to be the first person to welcome Saul as a Christian. In spite of any misgivings or fear, Ananias warmly greeted Saul with the phrase "Brother Saul."

WHY IT MATTERS...

Jesus still asks his followers to do hard things. The kids at your VBS know it's hard to forgive when someone hurts their feelings.



They've experienced the difficulty of splitting time between parents' homes after a divorce. Kids can tell you how tough it is to make new friends, do what's unpopular, learn a new skill in school, and reach out in friendship to someone who's lonely. That's why today's activities will encourage kids with the truth that Jesus' power can fortify them through life's challenges. Just as Ananias drew strength from God's reassurance and plan, kids will come away with renewed inspiration that they can trust in Jesus' power to tackle the hard things they face.

ALL ABOARD! LET'S GO!

STEP 1: WATCH ROCKY RAILWAY WORSHIP RALLY [35 MIN]

This PART ONE video includes Music and Worship time, a fun animal video, a skit, and teaching time.

STEP 2: REVIEW TIME WITH DISCUSSION QUESTIONS [15 MIN]

Have children use their **JESUS BIBLE BOOK** daily activity (1st - 5th graders) or **DAILY COLORING PAGE** (PreK4 - K5) while you are asking discussion questions.

SUPPLIES: Pencils, Crayons, Marker to write names on books/papers

JESUS' POWER HELPS US DO HARD THINGS

1. How did Ananias feel when he was asked by Jesus to go see Saul? (Fearful; scared; etc.)
2. How do you think he felt after he did? (Relieved; glad he obeyed Jesus)
3. What are hard things that Jesus asks us to do today? (Loving others who do not love us, etc.)
4. Why might Jesus ask us to do difficult things? (To help us to trust Him and to grow our faith in Him)
5. What did Jesus do for us that was difficult for him? (Leave heaven; live on this earth and then die on the cross for us)

PRAY: Jesus, there are times when we all feel afraid of doing some of the hard things that come in our life. Thank you for being with us and helping us to do whatever you call us to do. Please give us your power to do hard things. Amen.

STEP 3: CRAFT/STEM TIME [15 MIN]

The daily STEM Gizmo (1st - 5th graders) or daily Craft (PreK4 - K5) complement the daily Bible Point. Use these activities to reinforce today's Bible Point - Jesus' power helps us do hard things!

PRESCHOOL CRAFT - BILLY BOX CARS

SUPPLIES PROVIDED:

- Billy Boxcars (1 per child)
- colorful pompoms

SUPPLIES NEEDED FROM HOME:

- washable markers
- spoons (1 per child)
- small bucket or container

INSTRUCTIONS

- **SAY:** This week at Rocky Railway, we're learning all about Jesus' power. We also get to think about big, powerful trains. They need a lot of power to move heavy things over the mountains. Let's make train cars of our own.





1. Give each preschooler a Billy Boxcar, and help write kids' names on them. Let kids decorate both sides of the boxcar with markers. While they're decorating, ask kids: If you were driving a train, what would you want your train to carry?
 2. As kids finish decorating, help them fold their craft into a boxcar.
 3. Say: These Billy Boxcars are meant to carry something, but they don't have the power to fill themselves. Let's help them!
 4. Put a bucket and a pile of pompoms for each Crew on the table or floor.
 5. Give a spoon to each preschooler. Help kids use the spoons to get all the pompoms into their boxcars. Then kids can "drive" the boxcars to the Crew's bucket and dump them in.
 6. If time allows, dump the pompoms out of the buckets and repeat the process.
- **SAY:** Our Billy Boxcars had to haul a big load. They couldn't do it alone. We need help to do hard things too. **JESUS' POWER HELPS US DO HARD THINGS!**



ELEMENTARY STEM GIZMO - OFF-RAIL ROLLER

- **SAY:** Today we're discovering that Jesus' power helps us do hard things. You know, so metimes we all have to do hard things and we may not understand why. We may not be able to control what's happening. Our lives seem to be going in all different directions. Let's see what that's like.
1. Pull apart the black roller so you have two pieces.
 2. Grab the spool with the raised hole on the outside. Crimp one end of a rubber band and, from the outside, thread it through the hole.
 3. Keep the rubber band in place by passing the longer yellow straw through the end of the rubber band on the outside of the spool.
 4. Then crimp the other end of the rubber band and pass it through the hole in the other slightly longer spool, from the inside to the outside. If necessary, use the paper clip to guide the rubber band through the holes.
 5. Secure the rubber band by passing the shorter yellow straw through the end on the outside of the spool.
 6. Twirl the longer white tube around and around to twist the rubber band inside the roller.
 7. Lay the Off-Rail Roller on the floor, let go, and watch it roll!
- Let kids try to predict which way their Off-Rail Rollers will go. Encourage Crews to see if they can keep the Off-Rail Rollers on the paper tracks they made. They can see which Off-Rail Roller goes the farthest and even race them. Give kids time to play and experiment.



As kids play, remind them **JESUS' POWER HELPS US DO HARD THINGS.**

- **SAY:** No matter what happens, Jesus loves us and has good plans for our lives. Jesus' power will help us do hard things, no matter which direction we go!

STEP 4: LOCOMOTION - OUTDOOR RECREATION TIME [25 MIN]

Use these ideas to complement the daily lesson. Even though it's recreation, this time can be a great hands on activity to reinforce the Bible Point! *Remember to curb physical contact with kids and think through sanitary procedures when playing.

Game: "SHE'LL BE COMING AROUND THE MOUNTAIN OBSTACLE COURSE"

1. Have kids spread out some but stay close enough to you so that they can hear your directions.
2. If you have enough children, form two lines to compete with each other. If not, then compete as individuals. Use various objects to create an obstacle course. Make this a timed event by having one team go first and then allow the second team to go. Use a timer to see what team or who can get through the obstacle course the fastest.
3. Play at least three rounds to see if teams or kids can improve their time each round.
4. Play one last round except this time blindfold contestants and have a youth or adult helper to help guide each blindfolded child through the course by verbal command.

SAY: Obstacle courses can be hard to do, especially when you are blindfolded. There are times when God calls us to do hard things. Often we cannot see reasons for it. However, we can be thankful that when He does. **JESUS' POWER HELPS US DO HARD THINGS!**

Game: "JUMP THE RIVER"

1. Have kids spread out some but stay close enough to you so that they can hear your directions.
2. Have children form one line and provide as much running area as possible.
3. Place two ropes on the ground parallel to each other beginning with about 6 inches in between.
4. On go have the first child in the line run and jump over the two ropes or the "river." When they do they should line up now facing in the other direction to prepare to go again once everyone has made it across the "river."
5. Before allowing the line to now jump back over the ropes, explain to them that "it rained and the river flooded and got wider!" As you do move the ropes a little bit further from each other making it more difficult to jump over.
6. On go, have them jump over the ropes and line back up again to prepare to go over again. Repeat that "it rained and the river got wider" and move the ropes each time. If someone ever lands in the "river" or in between the ropes, they are out for that round. Play until you have a winner. Play several rounds.

SAY: This is a game that gets harder each time you jump. Sometimes things get harder in our lives but we can trust God to pull us through!

STEP 5: CHEW CHEW SNACK TIME [10 MIN]

Use the suggested themed snack below or serve your own simple snack!





Today's Chew Chew Snack: **CHEW CHEW TRACK**


SUPPLIES:

- individually wrapped granola bars, without nuts or chocolate chips
- Twizzlers Pull 'n' Peel candy ropes
- **SAY:** These look like an important part of a train track called railroad ties. Wooden railroad ties can weigh up to 300 pounds each, and they must be placed first to build a strong railroad.
- On your tray, build a train track with your Crew, with each person placing one granola bar and the Twizzlers strings to look like a railway. (See photo.)
- **SAY:** Our snack railroad reminds us we sometimes have to do a hard thing first to put us on track to what's best—and Jesus can help us. Today's Bible verse, Philippians 4:13, says, "For I can do everything through Christ, who gives me strength." **JESUS' POWER HELPS US DO HARD THINGS!**
- Everyone can take their granola bars from the track to eat. Divide the strands of the Twizzlers among Crew members who can eat them.



ROCKY ROUND UP VIDEO [20 MIN]

This PART TWO video will have the theme song, a daily "KidVid" Testimony, a daily wrap-up, and prayer!



DAY 2

Jesus' power gives us hope.

BEFORE YOU LEAVE THE STATION: Leader Devotional

BIBLE STORY:

Paul encourages others in a storm and shipwreck. (Acts 27)

BIBLE VERSE:

"So be strong and courageous, all you who put your hope in the Lord!" (Psalm 31:24)

CONSIDER THIS...

- After Paul became a follower of Jesus, he fervently shared the news of Jesus everywhere he went. In Jerusalem, Paul encountered a group of men who opposed his teachings. These men began a riot, accusing Paul of spreading false doctrine and of defiling the Temple. Guards arrested Paul and threw him in prison. The following years included trials, death threats, secret transfers to other prisons, and finally a trip to Rome where Paul could plead his case before Caesar.
- In Acts 27:9, Paul notes the sailing season in connection with Jewish observances. Sailors typically only sailed from Pentecost (May–June) through Tabernacles (after the Day of Atonement in late September or early October). Roman sailors resisted sailing in November, as it typically proved dangerous.
- The sailors battled the fierce storm for at least three days, using every trick they knew to secure the ship and survive hurricane-force winds and waves. Finally, the weary seamen lost hope of ever being saved. At this low point, Paul shares the hopeful news given by God.
- God's message of hope, conveyed through Paul, rang true for the soldiers, the sailors, and the prisoners. God's angel assured Paul that "none of you will lose your lives" (Acts 27:22). However, after the shipwreck, the soldiers planned to kill the prisoners so they wouldn't escape. (Roman law mandated that a soldier who lost a prisoner had to take that prisoner's place!) "But the commanding officer wanted to spare Paul, so he didn't let them carry out their plan" (Acts 27:43). And, just as the angel said, not even a prisoner died.



WHY IT MATTERS...

In many ways, Paul was powerless in the stormy sea. He didn't have experience as a sailor. Guards held him prisoner. And, of course, he couldn't stop the crashing waves and howling winds. But Paul did have Jesus' power on his side! In the same way, the kids at your VBS may feel powerless through life's storms. The world can seem turbulent, dark, and confusing. Bad news crashes over us. Fear blows relentlessly, leaving kids feeling hopeless. Yet God promises to strengthen us with his power! And we can trust that God's promises are true. Like Paul, we have Jesus' power on our side. Today, celebrate that truth and give kids the hope of victory and comfort during life's uncertainties.



ALL ABOARD! LET'S GO!

STEP 1: WATCH ROCKY RAILWAY WORSHIP RALLY [35 MIN]

This PART ONE video includes Music and Worship time, a fun animal video, a skit, and teaching time.

STEP 2: REVIEW TIME WITH DISCUSSION QUESTIONS [15 MIN]

Have children use their **JESUS BIBLE BOOK** daily activity (1st - 5th graders) or **DAILY COLORING PAGE** (PreK4 - K5) while you are asking discussion questions.

SUPPLIES: Pencils, Crayons, Marker to write names on books/papers

JESUS' POWER GIVES US HOPE

1. Just as Paul and everyone on the ship were powerless against the storm, what's something in your life that you feel powerless about? (Maybe facing a bully or a broken friendship, etc.)
2. During that difficult time, did you react like Paul or the sailor's? (Confident or afraid)
3. Hope is trusting that God will do what He says He will do. Is hope just for Paul or for anyone who follows Jesus? (For all who follow Jesus!)
4. What do you think the difference is between living with hope and living without hope?

What's life like with hope? What's life like without hope? (Let them share various answers and comment on them)

PRAY: Jesus, you're always truthful. You mean what you say. When you make a promise, we are so glad you keep it. Thank you for the powerful promise we can have in you and your words of hope. Amen.

STEP 3: CRAFT/STEM TIME [15 MIN]

The daily STEM Gizmo (1st - 5th graders) or daily Craft (PreK4 - K5) complement the daily Bible Point. Use these activities to reinforce today's Bible Point - Jesus' power helps us do hard things!

PRESCHOOL CRAFT - AMAZING AVA

SUPPLIES PROVIDED:

- white paper plates* (half a plate for each preschooler)
- 6x9-inch pieces of tissue paper* (1 per child)
- 3-inch orange or brown construction paper circles (1 per child)
- red craft feathers (3 per child)
- googly eyes (2 per child)
- small, yellow paper triangles for beaks (1 per child)
- 2-foot lengths of curling ribbon (1 per child)

SUPPLIES NEEDED FROM HOME:

- brown crayons
- glue sticks
- transparent tape

• Before preschoolers arrive, accordion-fold the tissue paper along the long edge into 1-inch strips.

• **SAY:** Our Bible Buddy Ava can fly way up high above everything else. She can see things that we can't see from the ground. Sometimes we can't see how a hard time is going to get better. But Jesus can. He knows the future, and he's taking care of us. We can trust him because **JESUS' POWER GIVES US HOPE.**




1. Give each preschooler half a paper plate and a brown crayon. Help write kids' names on their plates. Encourage kids to color the front and back of the plates brown to be the bodies of their birds.
 2. Help kids glue a paper circle "head" on the top corner near the hole and a few feathers for the tail on the other top corner.
 3. Give each child two googly eyes and a paper triangle beak. Help kids glue faces onto their birds' heads.
 4. Then give each child a piece of folded tissue paper, and help kids tape the center of the strip to the center of the top edge of each side of the plate to make wings. The wings should stick out on either side.
 5. Tie a piece of ribbon through the hole on each child's Amazing Ava.
- Encourage kids to bounce the bird on the ribbon to make it look like it's flying.

ELEMENTARY STEM GIZMO - HOPE N' HOVER

SAY: Today we're discovering that Jesus' power gives us hope. I don't know about you, but I really need the hope that Jesus gives us! Today's Sciency- Fun Gizmo kind of reminds me of bubbles—but it's way more fun!

1. Have each person get a cardboard flute, a ball-holder, and two balls.
2. Demonstrate how to press the ball-holder into the square hole in the middle of the flute. The two rings of the ballholder should be facing in the same direction as the flute—the long way. (NOTE: If the rings of the ball-holder have separated from the stem, simply press the shorter end of the stem into the center square hole of the ball-holder.)
3. Encourage kids to draw faces on the two balls. Suggest that



one face could represent them and the other a sibling, friend, or family member.

4. Kids can use markers to decorate their flute pieces, if desired.
 5. Show kids how to blow into the open end of the flute piece.
- Then let kids experiment! What happens when they cover just one hole? then the other? or when they cover or uncover both holes? Give kids plenty of time to play. As kids experiment, say: Sometimes we're up, and sometimes we're down. The hope Jesus gives us can always lift us up! And we can share the hope we have in Jesus with our friends and family members. Then they can be lifted by the hope of Jesus too! **JESUS' POWER GIVES US HOPE.**



STEP 4: LOCOMOTION - OUTDOOR RECREATION TIME (25 MIN)

Use these ideas to complement the daily lesson. Even though it's recreation, this time can be a great hands on activity to reinforce the Bible Point! *Remember to curb physical contact with kids and think through sanitary procedures when playing.

Game: "SHIPWRECK"

1. Have kids spread out some but stay close enough to you so that they can hear your directions. When playing the game have them spread out over the area.
2. Define a "port" line and a "stern" line on opposite ends of the playing area.
3. If the leader yells "stern" the group runs to the "stern" line, when "port" is yelled, group runs to "port" line.
4. When an action is yelled, the group acts them out. Play several times before beginning to eliminate children to find a winner. After each action, the last person or persons to perform it are out.

5. Suggested actions (make up an action to go with each one):

- Captain's coming (salute)
- Seasick (throwing up over the edge of the boat)
- Man overboard (pretending to toss a life preserver)
- Three men in a boat (start acting like you are rowing a boat)
- Swab the poop deck (mopping actions)

- Hit the deck (quickly get down

on the ground in a face down position

6. Play a few rounds. Use fewer actions with younger children until they learn them and then add more actions.

SAY: In this game it is important to pay attention to leader. Paul paid attention to what God said to him and he told others and they were all saved from the storm.

JESUS' POWER GIVES US HOPE!

Game: "LAYING TRACK"

1. Have kids spread out some but stay close enough to you so that they can hear your directions.
2. If you have enough children, form two lines to compete with each other. If not, then compete as one team and make it a timed event. Have a starting line and a finish line about 30 feet away.
3. On go, the first child lies down with their feet touching the starting line and stretched out towards the finish line. The second child then runs and lies down in front of the first child as the first child touches the second child's feet. The second child lies down



*Remember to play Ava's game on the Rocky Railway App!

and reaches towards the finish line as the third child runs in front of the second child as the second child touches the third child's feet.

4. This is repeated until the track is laid to the finish line. The first team to touch the finish line wins. It is not necessary to have enough children to touch both the starting line and finishing line as whoever is the last person in the line can get up and run to the front of the line and keep moving towards the finish line.

SAY: Just as we worked hard to get to the finish line first, when we know and love Jesus, He will help us finish strong in the race of life! He has gone before us and says that He is in heaven preparing a place there for all who finish this life having trusted in Him to save them from their sin. **JESUS' POWER GIVES US HOPE!**

STEP 5: CHEW CHEW SNACK TIME (10 MIN)

Use the suggested themed snack below or serve your own simple snack!

Today's Chew Chew Snack: **BAGEL TUNNEL**

SUPPLIES:

- bagels
 - serrated or bread knives
 - berry cream cheese (one 8-ounce tub)
-
- Have everyone take two bagel pieces.
 - Have everyone place the pieces side by side on a plate with the arches faced down to form one long tunnel. Anyone who has a gluten-free bagel in its own bag should keep his or her bagel out of the tunnel.
 - Take turns looking through the bagel train tunnel.



• **SAY:** Our bagel tunnel isn't long, but trains can be in dark tunnels for a really long time before the light at the end of the tunnel appears. The light gives hope because it means the train is about to make it through the tunnel. We'll get through dark or hard times in our lives, too. Today's special Bible verse, Psalm 31:24 tells us, "So be strong and courageous, all you who put your hope in the Lord!" **JESUS' POWER GIVES US HOPE!**

• Everyone can take their bagel pieces again, then use a plastic knife to spread cream cheese on the bagels (if they'd like) and eat.

STEP 6: ROCKY ROUND UP VIDEO (20 MIN)

This PART TWO video will have the theme song, a daily "KidVid" Testimony, a daily wrap-up, and prayer!



Analiz uses her music to bring Jesus' hope to her sick grandmother and so many others!



DAY 3

Jesus' power helps us to be bold.

BEFORE YOU LEAVE THE STATION: Leader Devotional

BIBLE STORY:

Peter and John teach about Jesus. (Acts 3:1-4:31)

BIBLE VERSE:

"He gives power to the weak and strength to the powerless."
(Isaiah 40:29)

CONSIDER THIS...

- In the name of Jesus, Peter and John healed a lame man at the Temple gate. The man celebrated the miracle so loudly that a crowd gathered. Peter, making the most of this instant audience, stood up and boldly shared the good news of Jesus.
- The priests who heard Peter's message were most likely Sadducees. Sadducees didn't believe in the resurrection, nor did they believe in the existence of angels or spirits. These leaders also maintained loyalty to the Roman government and sought to maintain the status quo.
- At the time, most Jews could read and write, but few—if any—received rabbinical training. Such an education would have made them skilled at lengthy theological discussions. So when Peter and John boldly preached before the Sanhedrin (a crowd of highly trained priests), the judges marveled at their ability and noted that they must have been with Jesus.
- After Peter and John's release from prison, the church gathered around them for prayer and praise. It's interesting to note that they don't pray for the persecution to stop but that God would give them the boldness to continue sharing the news of Jesus in spite of their suffering.

WHY IT MATTERS...

Like Peter and John, most kids at your VBS are ordinary and "untrained." Speaking out about their faith can be intimidating, especially in the face of a culture that often feels "anti-Christian." Many kids feel shy about praying before a restaurant meal, inviting a friend to church, or even mentioning Jesus in regular conversation. Other kids may feel unsure when it comes to showing Jesus' love, playing with a new friend, or reaching out to someone who's lonely. Today, give kids the chance to practice speaking about Jesus with ease and confidence. Provide opportunities for kids to daringly step out of their comfort zones. Bolster their bravery and cultivate a courageous faith, encouraging kids to rely on Jesus' power to help them be bold.



ALL ABOARD! LET'S GO!

STEP 1: WATCH ROCKY RAILWAY WORSHIP RALLY (35 MIN)

This PART ONE video includes Music and Worship time, a fun animal video, a skit, and teaching time.

STEP 2: REVIEW TIME WITH DISCUSSION QUESTIONS (15 MIN)

Have children use their **JESUS BIBLE BOOK** daily activity (1st - 5th graders) or **DAILY COLORING PAGE** (PreK4 - K5) while you are asking discussion questions.

SUPPLIES: Pencils, Crayons, Marker to write names on books/papers

JESUS' POWER HELPS US BE BOLD

1. What does it mean to be bold? (To not be afraid, etc.) How were Peter and John bold? (They spoke about Jesus to everyone knowing that some would believe and others wouldn't)
2. How can you see Jesus' power at work through Peter's and John's boldness?
3. This miracle caused everyone to listen to Peter and John tell about Jesus. Some people listened and believed in Jesus but others did not believe and got angry. Has there been a time when it was hard, or unpopular, for you to talk about Jesus? Tell us about that.
4. What makes it hard to choose what is right over what is popular?

PRAY: Jesus, thank you for always being with us. It's comforting to know that we are never alone. When we feel like we're the only ones who believe in you. When we feel like we're the only ones facing tough stuff. You're right beside us giving us your strength, love and boldness. We love you and thank you. Amen.

STEP 3: CRAFT/STEM TIME (15 MIN)

The daily STEM Gizmo (1st - 5th graders) or daily Craft (PreK4 - K5) complement the daily Bible Point. Use these activities to reinforce today's Bible Point - Jesus' power helps us do hard things!

PRESCHOOL CRAFT - CHOO CHOO KAZOO

SUPPLIES PROVIDED:

- Paperboard Tubes
- Pieces of wax paper
- rubber bands (1 per child)

SUPPLIES NEEDED FROM HOME:

- washable markers
- transparent tape

- **SAY:** Trains need a way to warn people they're coming. They boldly blow a loud whistle to let everyone know they're on their



way. Let's make something we can boldly blow to make the sound of a train whistle too!

1. Give each child a flat Paperboard Tube or a paper towel tube and some markers. Encourage kids to decorate the tubes while you write kids' names on them.
2. If you use Paperboard Tubes, help kids roll them into tubes and secure the tabs with tape when they've finished decorating them.
3. Give each child a piece of wax paper, and help kids use a rubber band to attach it to one end of the tube so the opening is completely covered.

• **SAY:** We can speak up and be bold, just like Peter did in the Bible. **JESUS' POWER HELPS US BE BOLD.**

Let's use our special whistles to make bold sounds right now. Invite preschoolers to make train whistle sounds into the open end of the kazoos.



ELEMENTARY STEM GIZMO - **BOLD BLASTER**

• **SAY:** Now it's time to introduce today's Sciency-Fun Gizmo! Behold the Bold Blaster! Once we put these together, we will see how high it bounces! With Jesus, our boldness can reach new heights! Jesus' power helps us be bold!



1. Open the bag and separate the two parts of the Bold Blaster.
2. Stand and hold the piece with the green straw at shoulder level with the ball facing down. Drop it—it will barely bounce.
3. Insert the green straw into the "power pack"—the second piece of the Bold Blaster.
4. Hold the assembled Bold Blaster by the end of the straw, with the ball facing down. **CAUTION:** Remind kids not to lean with their heads over where they intend to drop the Bold Blaster.

5. Drop the Bold Blaster and watch how high the second piece can fly!
• Let kids experiment and play with their Bold Blasters. Does it matter which way they attach the power packs? Can they get their Bold Blasters to jump as high as Sierra the mountain lion can? As kids play, remind them that Jesus is like our very own power pack. With Jesus, our boldness can reach new heights! **JESUS' POWER HELPS US BE BOLD!**

STEP 4: LOCOMOTION - OUTDOOR RECREATION TIME [25 MIN]

Use these ideas to complement the daily lesson. Even though it's recreation, this time can be a great hands on activity to reinforce the Bible Point! *Remember to curb physical contact with kids and think through sanitary procedures when playing.

Game: "ALL ABOARD!"

1. Have kids spread out some but stay close enough to you so that they can hear your directions.
2. Form a large circle of at least seven chairs facing inward a few feet away from each other. Have one chair for every child, or use something else to put on the ground to designate as a seat. Add extra chairs and use youth and adults to play to make a larger group and add to the fun.
3. Go around the circle and give each child the name of a type of train car (either a locomotive, passenger car or caboose) and tell them to remember their type of train car. Choose a player to start the game by coming to the center of the circle. When you do remove their chair or seat so there is one less chair or seat to sit in.
4. When the player in the middle calls out one of the types of train cars- "locomotive, passenger car or caboose," those train cars have to get up and find another seat.
5. The goal is to not get caught in the middle of the circle without a chair or seat. The winner of the game is the one who hasn't been caught.
6. To add an extra measure of fun, if whoever gets caught in the middle says, "All Aboard!" then every train has to get up and find a new chair or seat. Play several rounds. After awhile children often want to get caught in the middle so stop occasionally and celebrate who hasn't been caught or been caught the least. Play several rounds.

SAY: In this game you have to listen carefully and be ready to go! Peter and John listened and obeyed Jesus command to be bold to care for others and tell others about Him! **JESUS' POWER HELPS US TO BE BOLD!**



SIERRA

Game: "GOLD RUSH"

1. Have kids spread out some but stay close enough to you so that they can hear your directions.
2. Form two teams if you have enough children or one team and make it a timed game. Have teams line up facing the back of the head of the child in front of them.
3. Give the first child in each line a ball. On go they are to pass the ball or "gold" under their legs and to the child behind them. That child then passes it through their legs to the child behind them until it gets to the last person in their team's line. The last person should then run to the front of the line and start the process all over again.
4. Play continues until all children have rotated to the front and the team ends up with the person who started the game, back at the beginning of the line. The winning team is the team that finishes the rotation first. Play several rounds.

SAY: Peter and John told the lame man that they did not have any silver or gold but instead healed the man through the power of Jesus' name! Now that's worth more than any amount of silver or gold!



STEP 5: CHEW CHEW SNACK TIME (10 MIN)

Use the suggested themed snack below or serve your own simple snack!

Today's Chew Chew Snack: **COAL CRUNCH**

SNACK PREP: It's best to prepare batches of today's snack—a fun version of a Rice Krispies Treat—a day ahead so the snacks can cool and not be quite as gooey. Simply follow the recipe (included).

SUPPLIES:

- 3 cups mini marshmallows (Most marshmallows are allergy-friendly, but check ingredient lists to watch for things like wheat, milk, eggs, and if they may contain traces of peanuts.)
- ½ tablespoons butter (To make a dairy-free version, simply use a vegan butter such as the options offered by the Earth Balance brand. This brand also offers a tasty vegan soy-free option if you need to stay away from soy.)
- 3 cups cocoa crispy rice cereal (Watch ingredient lists for traces of peanuts or other allergenic foods. At health food stores, it's possible to find dairy-free versions of cocoa crispy rice cereal, but if you can't find any, just use plain crispy rice cereal.)
- ½ cups finely crushed Oreo cookies—roughly ²/₃ of a 14.3-ounce package (You can find gluten-free versions of Oreos at stores such as Walmart. Check ingredient lists to be sure. For dairy allergies, look for dairy-free crunchy chocolate cookies or brownie crisps.)
- 2 whole tubes of black gel food coloring (Use whatever amount makes the mixture look truly black.)



INSTRUCTIONS:

1. Finely crush the Oreo cookies in a large resealable plastic bag. Measure to make sure you have ½ cups of crushed cookies.
2. Put the marshmallows and butter in a large, microwave-safe mixing bowl, and heat in a microwave for 60 to 90 seconds.
3. Stir the melted mixture until smooth, and add food coloring until you achieve a black color.
4. Incorporate the cocoa crispy rice cereal and crushed Oreos.
5. Let the mixture sit and cool for about five minutes.
6. For elementary Crew snacks, scoop out ¼-cup-size portions onto a large piece of parchment paper. For preschool Crew snacks, scoop out ⅛-cup portions.
7. Use another smaller piece of parchment paper held in your hands to shape each portion into a lumpy ball to look like coal.
8. Allow all the pieces to cool on sheets of parchment paper for 20 to 30 minutes.
9. Then place each piece of finished, cooled Coal Crunch into a sandwichsize resealable plastic bag and seal the bag. Keep the elementary and preschool portions clearly separated.

- Have everyone pull out a piece of "coal" and look it over.

- **SAY:** Today's snack looks like coal! Coal is a kind of rock that can be burned to make powerful, bold energy that'll move things even as huge as trains. Jesus gives us power, too, and **JESUS' POWER HELPS US BE BOLD.** The Bible tells us in Isaiah 40:29 that "He gives power to the weak and strength to the powerless."
- Have Crew members take a bite of their snacks. If anyone's unsure, allow those who are bold enough to try it first to describe what it tastes like to everyone else.

STEP 6: ROCKY ROUND UP VIDEO (20 MIN)

This PART TWO video will have the theme song, a daily "KidVid" Testimony, a daily wrap-up, and prayer!





DAY 4

Jesus' power lets us live forever.

BEFORE YOU LEAVE THE STATION: Leader Devotional

BIBLE STORY:

Jesus' death and resurrection. (Matthew 26:17-28:10)

BIBLE VERSE:

"The Spirit of God, who raised Jesus from the dead, lives in you."
(Romans 8:11)

CONSIDER THIS...

- The Passover meal shared between Jesus and his disciples commemorated God's miraculous provision for his people centuries earlier. In this traditional celebration, Jews remembered the sacrificial lamb, whose blood (marked on their doorposts in Egypt) saved them. How appropriate that Jesus—our sacrificial lamb—completes his work on earth with such a symbolic event.
- In Jesus' culture—and in some Middle Eastern cultures today—eating together equaled friendship. Scholars equate sharing a meal with trust and intimacy, adding weight to Jesus' comment to Judas: "One of you who has just eaten from this bowl with me will betray me" (Matthew 26:23).
- The Roman government had deprived the Sanhedrin of the right to carry out most capital punishments. Therefore, even though the chief priests and elders found Jesus guilty, they had to turn him over to Pilate for execution.
- At Jesus' death, Matthew 27:51 records that "the curtain in the sanctuary of the Temple was torn in two, from top to bottom." There were actually two curtains in the Temple. One divided the Most Holy Place from the Holy Place; the other separated the Holy Place from the court. Matthew doesn't specify which curtain tore, but a rending of either one would symbolize changes between God, ritual law, and humanity.
- Even Jesus' followers found his resurrection hard to believe! Matthew 28:17 tells us, "but some of them doubted!" Yet Jesus eased their doubts by appearing to them repeatedly over 40 days (Acts 1:3; 10:40-41).

WHY IT MATTERS...

Death is an uncomfortable—and even scary—topic for children and adults. Even though we don't like to talk or think about it, it's likely that most kids will experience the death of a pet, friend, or relative. That's why it's critical that we help children understand the hope we have through Jesus. Even though death may mean the end of this life, kids can celebrate the astonishing promise of eternal life with Jesus. Use today's lesson to help children understand their need for Jesus. Guide them as they discover that through Jesus' miraculous power, we can live forever in heaven.



Please note. Today is an important day! We will be discussing the saving Gospel of Jesus, and how through His death, we can live forever when we trust in Him! We have included the ABC's of Sharing the Gospel as well as How to Share Your Own Story at the end of this guide.

PLEASE PREVIEW THE ROCKY ROUND UP KIDVID TESTIMONY IN ADVANCE.

You will watch the story of a boy who lost his brother to cancer. It is a weighty subject, but we believe children should have the opportunity to discuss this in a safe, Christ-centered environment. There is hope because Jesus' power lets us live forever!

ALL ABOARD! LET'S GO!

STEP 1: WATCH ROCKY RAILWAY WORSHIP RALLY (35 MIN)

This PART ONE video includes Music and Worship time, a fun animal video, a skit, and teaching time.

STEP 2: REVIEW TIME WITH DISCUSSION QUESTIONS (15 MIN)

Have children use their **JESUS BIBLE BOOK** daily activity (1st - 5th graders) or **DAILY COLORING PAGE** (PreK4 - K5) while you are asking discussion questions.

SUPPLIES: Pencils, Crayons, Marker to write names on books/papers

*Share the Gospel Plan for Kids with the ABC's

1. Who here has heard this story about God for the very first time? What do you think of what you just heard? (Let kids share and comment) **SAY:** If you would like help becoming a follower of Jesus, please talk to your mom or dad or another VBS helper before VBS is over.
2. If you have heard this story before, when was it that you heard about what Jesus did for all of us on the cross? Who told you? (Let kids and leaders share)
3. People who follow Jesus act like Jesus, was there anyone this week that showed God's love and friendship with you? If so, who and how? (Let kids share)

PRAY: God, we thank you for Jesus and for the power of the cross. Thank you for loving us enough to make a home in heaven for your friends. We love you. In Jesus' powerful name we pray. Amen.



STEP 3: CRAFT/STEM TIME [15 MIN]

The daily STEM Gizmo (1st - 5th graders) or daily Craft (PreK4 - K5) complement the daily Bible Point. Use these activities to reinforce today's Bible Point - Jesus' power helps us do hard things!

PRESCHOOL CRAFT - BUDDIES FOREVER GAME

SUPPLIES PROVIDED:

- Buddies Forever Game Boards (1 per child)
- Bible Memory Buddies
- Buddy Stickers (cut them apart)

SUPPLIES NEEDED FROM HOME:

- Dice

• **SAY:** Today we're talking about forever because **JESUS' POWER LETS US LIVE IN HEAVEN FOREVER!** A circle reminds me of forever because it never has an end. Let's make a special game with our Buddies to help us think about being in heaven with Jesus forever.

1. Give each preschooler a Buddies Forever Game Board.
2. Encourage kids to put each Buddy Sticker on a space somewhere on the track.
3. Place one game board in the center of your group and set the others aside.
4. Allow kids to choose one of their Bible Memory Buddies and place it on the game board.

• **SAY:** Let's play our new game with our Crew.

We'll take turns rolling these dice, and then everyone's Buddy will hop around the circle on the game board. We can move one square for every dot on the top of the dice. If anyone lands on a square with a Buddy Sticker on it, we can all act like that Buddy. Let's practice.

• If someone lands on **RAMSEY THE BIGHORN SHEEP**, clap your hands together really loud like two sheep banging their heads together, and then put your arms up like horns. Let's all do that! Clap your hands together and then curl your arms into circles on the sides of your head.

• If someone lands on **AVA THE RED-TAILED HAWK**, flap your arms like wings and make a hawk sound. Let's all be a hawk! Flap your "wings" and squawk like a bird.

• If someone lands on **SIERRA THE MOUNTAIN LION**, put your hands up like the paws of a mountain lion chasing its dinner. Be sure to snarl like a mountain lion! Let's all try that together. Put your hands up by your face with your fingers curled like claws and snarl like a big, angry cat.

• If someone lands on **FINN THE RAINBOW TROUT**, pull your cheeks in like this and "swim" like a fish with your hands. Let's try it! Pull your cheeks together in a "fish face," and put your palms together and wiggle them back and forth like a fish swimming.

• Now we're ready to play our game!

• Encourage groups to play the game as time allows.

• Today we have to stop playing our game so we can do other things. But we could go on playing this game forever. Then the fun would never end! That's what heaven will be like. There the fun will truly never end!



ELEMENTARY STEM GIZMO - PERPETUAL PAPER

• **SAY:** I'm so excited and thankful to know that when we believe in Jesus, we can know for sure that we'll live forever with him in heaven! Our story will go on and on because of Jesus' great love and power!

• Today's gizmo is called a Perpetual Paper. The word perpetual means never-ending—something that goes on and on without end. And these Perpetual Papers can remind us of our neverending story with Jesus!

• Each page of your Perpetual Paper has something for you to do, and as you open each surprising page, you'll see that your story with Jesus just keeps going on and on and on. It's really cool!

• Hold your Perpetual Paper so you're looking at Ramsey the bighorn sheep. Hold up the bighorn sheep side of the Perpetual Paper for kids to see. This page reminds us of what we learned on our first day at Rocky Railway VBS.

JESUS' POWER HELPS US DO HARD THINGS. And there 's a space for you to draw something hard that Jesus has helped you do.

• Maybe you'll draw a soccer ball because Jesus helped you learn a hard new sport. Or maybe you'll draw a school building because Jesus helped you during a hard time at school. So go ahead and start drawing.

• Give kids time to draw. As everyone seems to be finishing, use the Train Whistle to call attention back to yourself.

• I love how Jesus helps us do hard things. His power is amazing and full of love! Now hold your Perpetual Paper so you're looking at the bighorn sheep, and open it like a book.

• Cool! Now I see Ava the red-tailed hawk! She can remind us that Jesus' power gives us hope! There's a space where you can write a note to Jesus, thanking him for the hope he's given you. Give kids time to write. Then use the Train Whistle to direct kids' attention back to yourself.

• Now unfold your Perpetual Paper to discover another Buddy!

• The Sierra page reminds us that Jesus' power helps us be bold. Sierra says to tell about a time you were bold. In your Crew, talk about a time Jesus helped you be bold. For me...

• Relate a brief age-appropriate example of a time Jesus helped you be bold. Then give kids time to talk if they'd like to share.

• When conversations seem to be winding down, sound the Train Whistle. Today we're discovering that **JESUS' POWER**

LETS US LIVE FOREVER. What an incredible gift— the chance to live with Jesus in heaven forever! When you believe in Jesus, your relationship with him will never end. It will be perpetual!

• Heaven is going to be so amazing! Listen to just a few things the Bible says about what heaven will be like: "He will wipe every tear from their eyes, and there will be no more death or sorrow or crying or pain. All these things are gone forever."

• And listen to this description of what heaven will look like: "The wall was made of jasper, and the city was pure gold, as clear as glass... The twelve gates were made of pearls—each gate from a single pearl! And the main street was pure gold, as clear as glass." Doesn't that sound amazing?

• On Finn's page, draw what you think heaven will be like. Give kids time to draw.

• Encourage kids to show their Perpetual Papers to family and friends when they see them because everyone needs to hear about Jesus' power and love!



STEP 4: LOCOMOTION - OUTDOOR RECREATION TIME [25 MIN]

Use these ideas to complement the daily lesson. Even though it's recreation, this time can be a great hands on activity to reinforce the Bible Point! *Remember to curb physical contact with kids and think through sanitary procedures when playing.

Game: "STEAL THE BANDANA"

1. Have kids spread out some but stay close enough to you so that they can hear your directions.
2. Choose two teams and have them stand facing each other about 20 feet apart. Use a rope or other item to designate parallel team lines.
3. Number each team from one to however many on each team. When numbering start on one end of each team line, opposite of the other, so that the child in the number one position is diagonal to the opposite teams child in their number one position.

1-2-3-4-5

5-4-3-2-1

4. Place the bandana or other object in the center, between the two lines and choose a youth or adult leader to call out a number for each round.
5. When a number is called the objective is to try to grab the bandana and carry it across their own team line without being touched by the opposite team. The opposite team will be trying to do the same thing. *You cannot throw the item across a team line. It must be carried.
6. You can score a point for your team by either carrying the bandana across your team line without being tagged or tagging the opposite teams player before they carry the bandana across their team line. Play several rounds and keep each teams score.
7. For extra fun, on the last few rounds quickly call out two numbers to see who can win the point.

SAY: When Jesus' body was put in the tomb, the religious leaders who did not believe in Jesus, asked the Roman ruler named Pilate to put a seal on the huge stone that was rolled in front of the tomb. They even put Roman guards there to secure it. The religious leaders did so because they were afraid that

His disciples (friends) would come and steal His body and then say He had risen from the dead. Did that keep Jesus from coming back to life and rising from the grave? No! The Bible says an angel appeared and it scared the guards so much that they fainted. The angel then rolled the stone away and Jesus came out of the tomb alive! **JESUS POWER ALLOWS US TO LIVE FOREVER** too when we believe and trust in Him! That's why we celebrate Easter!



*Remember to play Finn's game on the Rocky Railway App!

Game: "POWER TO FLY"

1. Have kids spread out some but stay close enough to you so that they can hear your directions.
2. Use a game parachute if you have one or a large bed sheet or tarp if you do not.
3. Choose an object like a light, stuffed animal to place in the middle of the parachute.
4. Help children to work together to lift the parachute together at the same time to try to send the object into the air. Get them

started by saying: ready 1-2-3!

5. Continue trying to get the object higher and higher each time. Celebrate each time the higher you get.

6. With older children, get two towels and have them select a partner, and on the count of three, have them attempt to pull their towels tight in order to throw the object from one towel to the other to see if the other partners can try to catch the object and then those partners try to throw it back and vice versa.

SAY: Our object that we were trying to throw had no power to lift itself off the ground. We had the power to help it. Just like that, we don't have the power to get ourselves to heaven. We need Jesus' power. **JESUS' POWER LETS US LIVE FOREVER IN HEAVEN WITH HIM!**

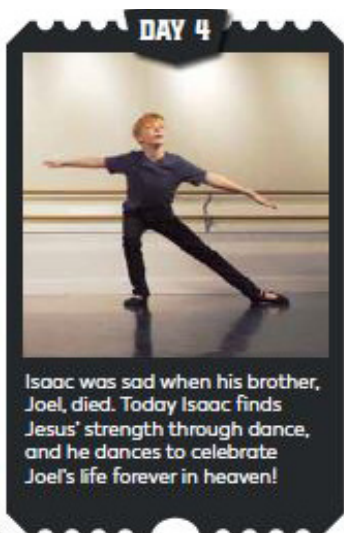
STEP 5: CHEW CHEW SNACK TIME (10 MIN)

Use the suggested themed snack below or serve your own simple snack!

Today's Chew Chew Snack: **CRUNCHY CROSSBUCK**

SUPPLIES:

- honey wheat pretzel twists
- frosting
- Everyone can take two pretzels and place them on a plate.
- Take turns putting a dime-size amount of frosting onto the center of one pretzel. Then lay a second pretzel on top of the other, connecting the pretzels at their centers to make a cross.
- Have Crew members turn their pretzel crosses so they look like X's. Say: Our snacks look like train track signs called crossbucks that remind people to stop before crossing a track. But when we turn them another way...
- Turn the plates so the pretzels look more like crosses instead of X's. **SAY:** They look like crosses that remind us of Jesus and our special Bible verse, Romans 8:11, that says, "The Spirit of God, who raised Jesus from the dead, lives in you." **JESUS' POWER LETS US LIVE FOREVER!**
- Eat the pretzels and then share the frosting to make another pretzel cross.



STEP 6: ROCKY ROUND UP VIDEO (20 MIN)

This PART TWO video will shhave the theme song, ow a daily "KidVid" Testimony, a daily wrap-up, and prayer!

**Reminder to preview today's video. You will watch the story of a boy who lost his brother to cancer. It is a weighty subject, but we believe children should have the opportunity to discuss this in a safe, Christ-centered environment. There is hope because Jesus' power lets us live forever!*

DAY 5

Jesus' power helps us be good friends.

BEFORE YOU LEAVE THE STATION: Leader Devotional

BIBLE STORY:

The church is united. (Acts 2:42-47; 4:32-35)

BIBLE VERSE:

"Love each other in the same way I have loved you." (John 15:12)

CONSIDER THIS...

- The book of Psalms mentions prayer more than 60 times—more than any other section of Scripture. The book of Acts comes in second, recording the importance and occurrence of prayer about 34 times. Clearly, the early church relied on prayer for hope, communion, healing, provision, and unity. Communication with God became a critical part of their community.
- Scholars believe that the early church probably met in Solomon's Colonnade, a porch along the inner side of the Temple wall.
- Many of the first Christians came from Jewish backgrounds, meaning they probably already followed God's command to give to the poor (Deuteronomy 15:4-8). Uniting and caring for others may have been a natural connection with their faith family.
- Acts 4:33 records the great power with which the apostles testified about Jesus' resurrection. It's likely this refers to a boldness given by the Holy Spirit but might also indicate that their life of unity and joy became a powerful witness to those around them.
- While Acts shines a light on the rapid growth of the early church (Acts 2:47; 4:4; 6:7; 9:31; 21:20), in a city of around 200,000 people, they still represented a minority of the population. This small band of believers needed to stick together and support each other!

WHY IT MATTERS...

Are the kids at your VBS like or unlike the early Christians? Why? Do they have a heart to serve, share, and bear one another's heartaches? What would happen if kids today had the same spirit of that first faith family? What would the church of tomorrow look like? You have the opportunity to send kids off with a passion for sharing Jesus' love in powerful and practical ways! With Jesus' power, we can transform tomorrow's faith community into an environment of belonging, sharing, caring, and community. Today, help kids discover how Jesus' power can help them be faithful friends who truly care for each other.



ALL ABOARD! LET'S GO!

STEP 1: WATCH ROCKY RAILWAY WORSHIP RALLY [35 MIN]

This PART ONE video includes Music and Worship time, a fun animal video, a skit, and teaching time.

STEP 2: REVIEW TIME WITH DISCUSSION QUESTIONS [15 MIN]

Have children use their **JESUS BIBLE BOOK** daily activity (1st - 5th graders) or **DAILY COLORING PAGE** (PreK4 - K5) while you are asking discussion questions.

SUPPLIES: Pencils, Crayons, Marker to write names on books/papers

Bible Story: The Church is United (Acts 2:42-47; 4:32-35)

1. Has there ever been a time when you were left out of something in real life? What happened? How did you feel? (Let kids share)
2. What are some things that make someone a good friend? (Someone who cares about you, listens to you, has fun with you, shares with you, etc.)
3. You've all become good friends this week. Someone share how you've been good friends to each other this week. (Let kids share)
4. How does believing in and trusting in Jesus make you a part of a bigger family? (You become a part of God's family, the church, made up of other brothers and sisters)

PRAY: Jesus, you're a good friend because you always listen, no matter what. Thank you for what we've learned this week that Jesus' power can help us do hard things, that Jesus' power gives us hope and helps us be bold. Thanks you that because of Jesus' power, we can live forever and we can be good friends with one another- and with you. In Jesus' powerful name we pray. Amen.

STEP 3: CRAFT/STEM TIME [15 MIN]

The daily STEM Gizmo (1st - 5th graders) or daily Craft (PreK4 - K5) complement the daily Bible Point. Use these activities to reinforce today's Bible Point - Jesus' power helps us do hard things!

PRESCHOOL CRAFT - FUN FRIENDS PUZZLE

SUPPLIES PROVIDED:

- Fun Friends Puzzles (1 per child)
- sandwich-size resealable plastic bags (1 per child)

SUPPLIES NEEDED FROM HOME:

- washable markers
- permanent marker

- **SAY:** We've had a great time with our friends this week at Rocky Railway. **JESUS' POWER HELPS US BE GOOD**





FRIENDS! When we're all friends with Jesus, he helps us fit together, kind of like a puzzle. Let's make something to help us remember how we fit together with all our new friends

1. Give each preschooler a Fun Friends Puzzle, and encourage kids to color their puzzles.
2. Show kids how to separate the pieces of the puzzles along the perforations.
3. Encourage kids to work on their puzzles. As they do, use a permanent marker to write the name of each child on a resealable plastic bag.
4. When kids finish playing with their puzzles, help them put the puzzles in their bags.

ELEMENTARY STEM GIZMO - **POWER BAND**

• **SAY:** But we get our power from Jesus! Every day at Rocky Railway we discovered something new about Jesus' amazing power. So you'll add one cross bead to your Power Band to help you remember Jesus' power in your life. I'll walk you through the simple steps. Just be sure to use a total of about 10 beads for your Power Band so we have enough beads for everyone. As you work, remember that Jesus' power helps us be good friends. Lead kids in the following simple steps.

1. Have kids tie a knot in one end of the string and tape that end of the string to the floor or a table.
2. Have kids thread their choice of beads onto the strings, making sure to include one cross bead.
3. Have kids remove the tape and work with a partner to tie the strings around their wrists and knot them so they fit just right.
4. Snip off any extra string. As kids finish their Power Bands, collect the supplies.

• **SAY:** Your Power Bands look great! Every time you wear your Power Band, you can remember that Jesus has amazing power and he uses that power to help us! And since we know that **JESUS' POWER HELPS US BE GOOD FRIENDS!**



STEP 4: LOCOMOTION - OUTDOOR RECREATION TIME [25 MIN]

Use these ideas to complement the daily lesson. Even though it's recreation, this time can be a great hands on activity to reinforce the Bible Point!

Game: **"PLATFORM 1-2-3-4"**

1. Have kids spread out some but stay close enough to you so that they can hear your directions.

2. Explain to children that every train station has numbered platforms where people can stand when they are getting ready to get on a train. Tell them that our train station has four platforms.

3. Use four items to create four numbered bases that children can run to for this game. Four poster boards or construction paper on the ground with the number 1, 2, 3 or 4 would suffice.

4. Make a large square with the numbers so that there is a number in all four corners.

5. Choose a youth or adult leader to come to the middle of the square and with their eyes closed count to ten. As they do so, allow the children to run to one of the four stations and tell them to get there before the leader gets to ten. At that point, the leader calls out a station number, for example, "platform number 3!" All children on platform number 3 would be out for that round. Play several rounds before eliminating players.

SAY: It was interesting to see how many of you stuck with friends you know as you ran around to the different platforms. Early followers of Jesus did that too. They stuck with each other and shared all they had with each other so that no one was without what they needed. **JESUS' POWER HELPS US BE GOOD FRIENDS!**

Game: "BALLOON POP"

1. Have kids spread out some but stay close enough to you so that they can hear your directions.
2. Secure several 9" balloons and blow them up beforehand. Use a hand pump. Make at least 3 balloons for every child so you can have enough balloons for three rounds.
3. Form two teams and give each child a balloon. Set up a starting line and have two chairs at the finish line.
4. On "go," the first child in line runs with their balloon to their teams chair in order to sit on the balloon and pop it. The next player cannot go until their team member has popped their balloon. The first team to pop their balloons wins that round. Play at least three rounds.

SAY: You had to work together and cheer on each other to try to pop the balloon. As followers of Jesus, we can love and encourage our fellow brothers and sisters in God's family too. **JESUS' POWER HELPS US BE GOOD FRIENDS!**



**LAWRENCE
ELK**

*Remember to play Lawrence Elk's game on the Rocky Railway App!



STEP 5: CHEW CHEW SNACK TIME [10 MIN]

Use the suggested themed snack below or serve your own simple snack!

Today's Chew Chew Snack: **GOOD FRIEND FRUIT PIZZA**

SUPPLIES:

- graham crackers
- strawberries (1 per person)
- blueberries (4 per person)
- clementines
- whipped topping (one 8-ounce tub)
- spoons
- forks (1 per person)
- small paper plates (1 per person)

• Partners take turns making fruit pizzas for each other. One partner builds a fruit pizza on a graham cracker while the other partner tells what he or she would like on it— whipped topping and any of the fruit choices.

• Each person can have two whole graham crackers for making pizzas, if they'd like.

• Use the forks to handle the fruit, and share the spoons for spreading the whipped topping. One or two people can quickly peel the clementines.

• If anyone has allergy-safe ingredients—like dairy-free whipped topping—only that person should touch those ingredients.

• **SAY:** It's awesome to see us helping each other right now and how our friendships have grown this week. In today's special Bible verse, John 15:12, Jesus says, "Love each other in the same way I have loved you."

We've done that in some cool ways here at Rocky Railway! **JESUS' POWER HELPS US BE GOOD FRIENDS!**



STEP 6: ROCKY ROUND UP VIDEO [20 MIN]

This PART TWO video will have the theme song, a daily "KidVid" Testimony, a daily wrap-up, and prayer!

SHARING THE GOSPEL WITH KIDS

The word gospel means "good news." It is the message about Christ, the kingdom of God, and salvation. Use the following guide to share the gospel with kids.

1. God rules.

The Bible tells us God created everything including you and me, and He is in charge of everything. (Genesis 1:1; Revelation 4:11; Colossians 1:16-17)

2. We sinned.

Since the time of Adam and Eve, everyone has chosen to disobey God. (Romans 3:23) The Bible calls this sin. Because God is holy, God cannot be around sin. Sin separates us from God and deserves God's punishment of death. (Romans 6:23)

3. God provided.

God sent his Son Jesus, the perfect solution to our sin problem, to rescue us from the punishment we deserve. It's something we as sinners, could never earn on our own. Jesus alone saves us. (John 3:16; Ephesians 2:8-9)

4. Jesus gives.

Jesus lived a perfect life, died on the cross for our sins, and rose again. Because Jesus gave up His life for us, we can be welcomed into God's family for eternity. This is the best gift ever! (Romans 5:8; 2 Corinthians 5:21; 1 Peter 3:18)

5. We respond.

We can respond to Jesus. The ABC's of Becoming a Christian is a simple tool that helps us remember how to respond when prompted by the Holy Spirit to receive the gift that Jesus offers.

THE ABC PRAYER

If you sense that children (Grades 1-5) are under conviction from the Holy Spirit and would like to respond to the good news, spend some time counseling and praying with them individually - allow them to pray to receive Jesus as Savior and Lord. If you sense that a child is not ready to pray and respond in faith and repentance, continue to prayerfully teach him about Christ during the week.

Admit

Admit to God that you are a sinner. The first people God created chose to sin and disobey God. Ever since then, all people have chosen to sin and disobey. (Romans 3:23) Tell God you messed up and you are sorry for doing your own thing and turning away from Him through your thoughts, words, and actions. Repent, turn away from your sin. (Acts 3:19; 1 John 1:9) Repent doesn't mean turning from doing bad things to doing good things. It means turning from sin and even from your own good works, and turning to Jesus, trusting only in Him to save you.

Believe

Believe that Jesus is God's Son and accept God's gift of forgiveness from sin. You must believe that only Jesus can save you, and you cannot save yourself from your sin problem-not even by praying to God, going to church, or reading your Bible. Your faith or your trust is only in Jesus and what He did for you through His life, death, and resurrection. (Acts 16:31; Acts 4:12; John 14:6; Ephesians 2:8-9)

Confess

Confess your faith in Jesus Christ as Savior and Lord. Tell God and tell others what you believe. If Jesus is your savior, you are trusting only in Him to save you. Jesus is also Lord, which means He is in charge of your life. You can start following Him and doing what He says in the Bible. You are born again into a new life and can look forward to being with God forever. (Romans 10:9-10, 13)



HOW TO SHARE YOUR STORY

Just tell your story and express to them your love for Christ and allow God to use you in a great way to be a powerful witness for the Lord! Pray and practice before sharing your story and trust God to use you to be His vehicle to communicate His love to the children in your care. It can be challenging to share and communicate the need to know Jesus as Savior and Lord whether it is with children or adults however, God will empower you for this work- Acts 1:8- "But you will receive power when the Holy Spirit has come upon you, and you will be My witnesses in Jerusalem, in all Judea and Samaria, and to the ends of the earth." Share your story and God will do His work in transforming lives. Let's pray and then look for God to answer our prayers in seeing many children come to Christ this summer at VBS! Please report any spiritual decisions that are made by any children to Crystal Cantrell in our Children's Ministry office at crystalc@eastcooperbaptist.com, so we can follow up with discipleship materials.

BC - Talk about your life before Christ.

The Cross - Tell about when you became a Christian.

AD - Share how your life has changed since you have trusted Christ and what Jesus means to you now.

VBS AT HOME COVID-19 SAFETY TIPS

- Wash your hands with soap and water or use hand sanitizer, especially after touching frequently used items or surfaces (all children should do this when arriving, after recreation, and before snack).
- If a child has any symptoms of being sick they should not attend.
- Avoid touching your face.
- Sneeze or cough into a tissue, or the inside of your elbow.
- Disinfect frequently used items and surfaces as much as possible.
- Face Coverings could be used
- Social distancing (keep a good distance from others even in a group of children sitting together).
- Meet outside in yard or large porch area
- Parents should check child's temperature before being around other people
- If items used will be shared these items need to be cleaned between usage. (Lysol wipe or sprayed with Lysol spray and wipe).

GAME TIME TIPS


- Use the train whistle to start each round of competition and/or to catch everyone's attention.
- Play some Rocky Railway music to create excitement as you play.
- Feel free to substitute any game of your own or replay any of the games that were a favorite earlier during the week.
- Encourage everyone to participate and use youth and adult leaders as participants when needed. This sometimes encourages timid children to play.
- Emphasize great efforts by the team over individual winners. Recognize the winner but celebrate everyone's efforts.


EXTRA GAME IDEAS:

- Have fun with the VBS Song- Power Shuffle- Track 4; It provides some fun moves for kids to get their dance groove on!
- Make Friday "Water Balloon Day" and play a variety of water balloon games. "Water Balloon Toss"- Get a partner and throw it back and forth, and each time they do, they are to take a step back before throwing it back as they get farther and farther away. Last partners left win the game.

*"Water Balloon Baseball"- Designate bases and give everyone a water balloon. The pitcher (youth or adult leader) should toss the water balloon and if it is hit and breaks the hitter runs the bases. They have to keep running and cannot stop on a base. They score a point if they make it to the home plate without being hit by a player with a water balloon. The balloon must break on the player for the runner to be out. Change teams after three outs. Play at least one inning.

*"Water Balloon Duel"- Divide into partners and have pairs duel one at a time. Have partners stand back to back with a water balloon and count off six paces and at six paces they are to turn and throw their water balloons at each other. Pair the winner with another winner and play again. Play should continue until one player is left. *used by permission from David Morbitzer Recreation





Jesus' power pulls us through.

"Jesus said, 'My grace is sufficient for you, for my power is made perfect in weakness.' Therefore I will boast all the more gladly of my weaknesses, so that the power of Christ may rest upon me."

-2 Corinthians 12:9



EAST COOPER
BAPTIST CHURCH